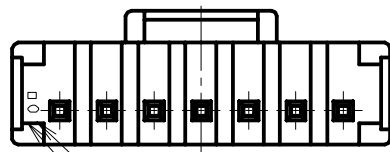
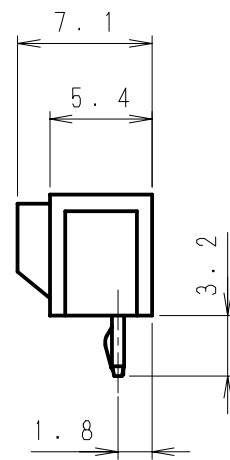
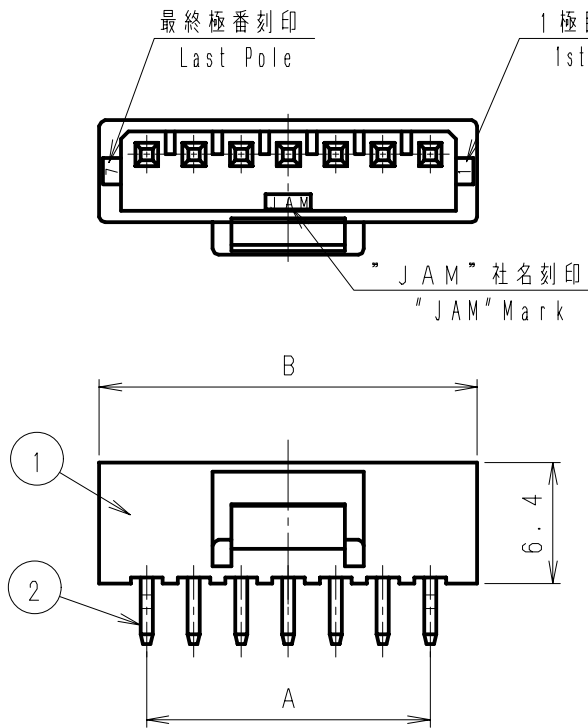


第三角法
3rd ANGLE PROJECTION

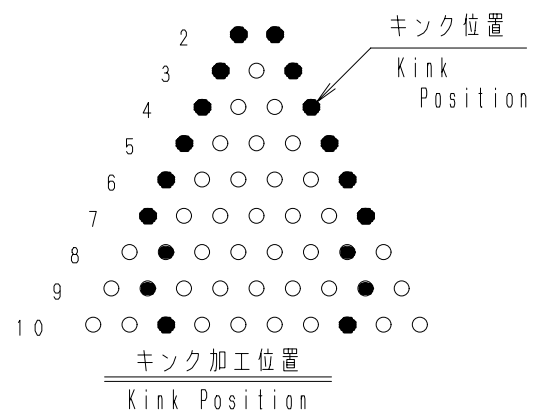
単位: mm 注) 図面を実測しないこと
UNIT: mm NOTES) DO NOT SCALE

図番 DRAWING No.
JC-0622-05Z

| Poles | A | B | Poles | A | B |
|-------|------|------|-------|------|------|
| 2 | 2.5 | 7.5 | 7 | 15.0 | 20.0 |
| 3 | 5.0 | 10.0 | 8 | 17.5 | 22.5 |
| 4 | 7.5 | 12.5 | 9 | 20.0 | 25.0 |
| 5 | 10.0 | 15.0 | 10 | 22.5 | 27.5 |
| 6 | 12.5 | 17.5 | — | — | — |



□はキャビNo. 刻印 (A~)
□, Cav No. Mark (A~)
○は型No. 刻印 (a~)
○, Model No. Mark (a~)



| | | | | | | | | | |
|----------------|-------------|----------------------------|---------------|-------------|---------------------|--|--------------------------|---|------------|
| △5 | . . | | | | | | | | |
| △4 | . . | | | | | | | | |
| △3 | . . | | | | | | | | |
| △2 | . . | | | | SRM25-□□WS | ② 黄銅 Brass | スズメッキ材 Pre-lin Plated | | |
| △1 | . . | | | | | ① ナイロン66 (GF入り) Nylon 66 (GF) | UL94V-0 | | |
| Issue | 10.12.2 | | 清水 | 草野 | 製品番号 PRODUCT No. | No. | 材 料 MATERIAL | 備考 NOTE | 色 COLOR |
| 記号 No. | 年月日 DATE | 変更記事 REVISION RECORD | 設計 DESIGN | 承認 APP | | | 製品名 NAME | SRMウエハー (ストレート型) SRM Wafer (Straight type) | |
| 承認 APPROVED | K. Kusano | | 確認 CHECKED | A. Kumakura | | 一般公差 TOLERANCE | 尺度 SCALE | 図番 DRAWING No. | |
| | | | | ±0.3 | | 2.5 / 1 | | JC-0622-05Z | |
| 設計 DESIGN | K. Kusano | | 製図 DRAWING | Y. Shimizu | | JAPAN AUTOMATIC MACHINE CO., LTD. | | | |